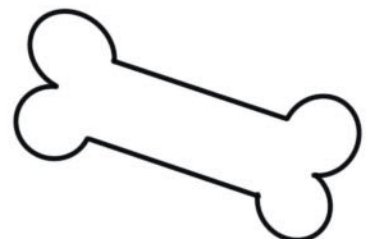


Thank you for downloading
this free printable from The
Hollydog Blog.



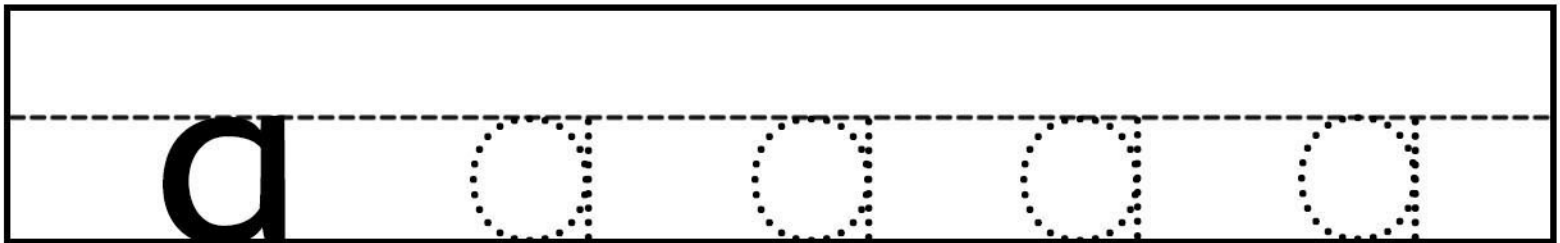
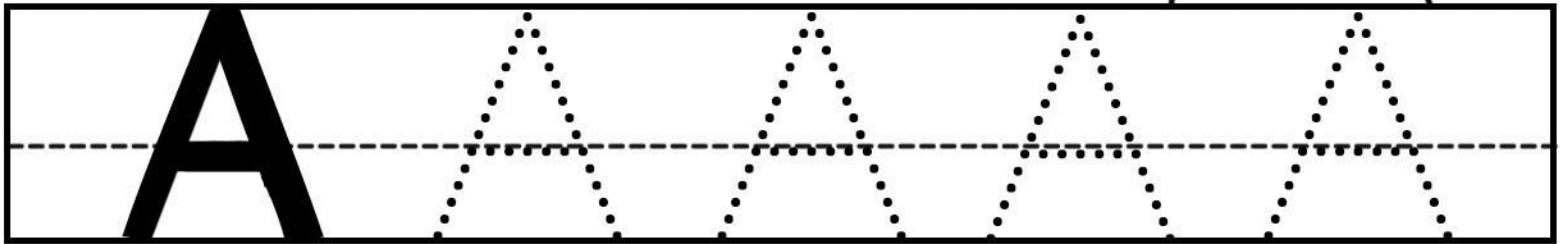
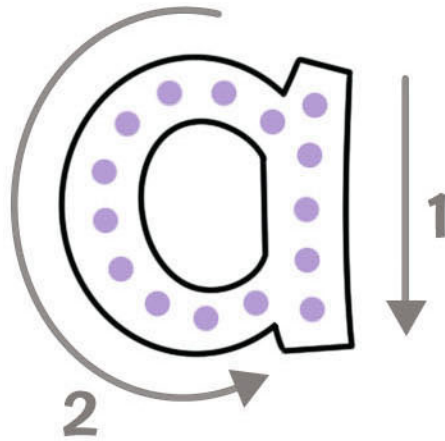
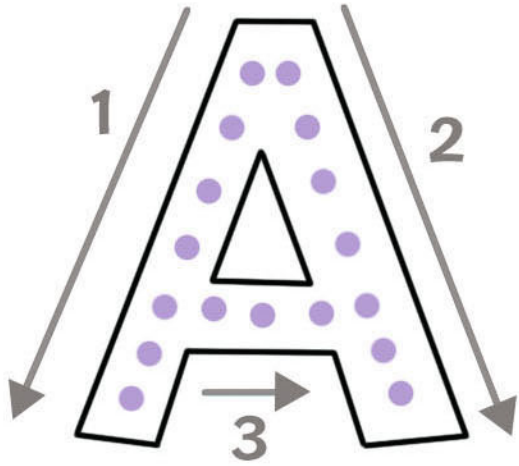
Terms of use: These materials are free for personal and classroom use only. Do not sell or redistribute this file.

All artwork in this printable was created by Amanda Leemis. If you have any questions or concerns, please reach out to amanda@thehollydogblog.com.

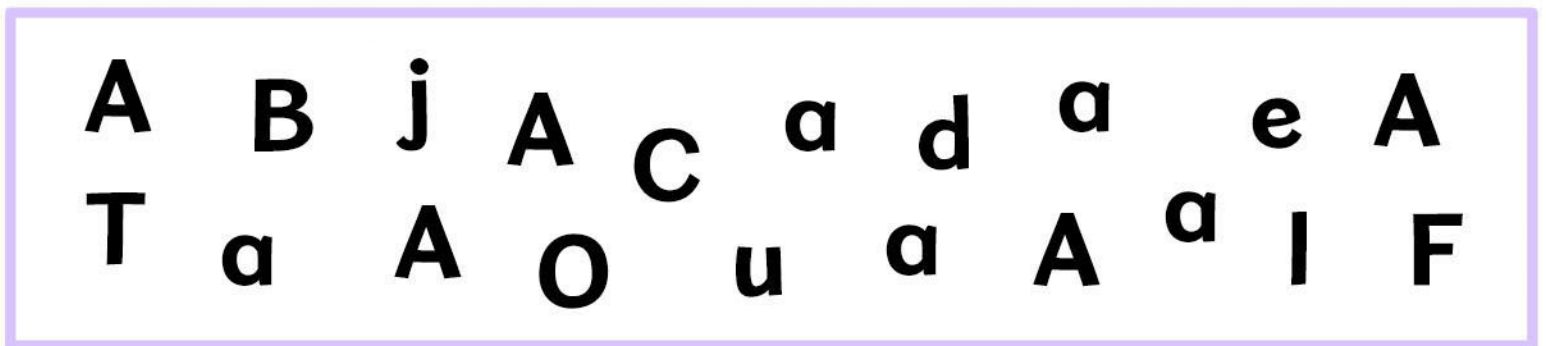


Traced by: _____


America



Trace it, circle it, color it.



Happy Birthday, America! ♥



Color and match.

A	M	E	R	I	C	A
---	---	---	---	---	---	---

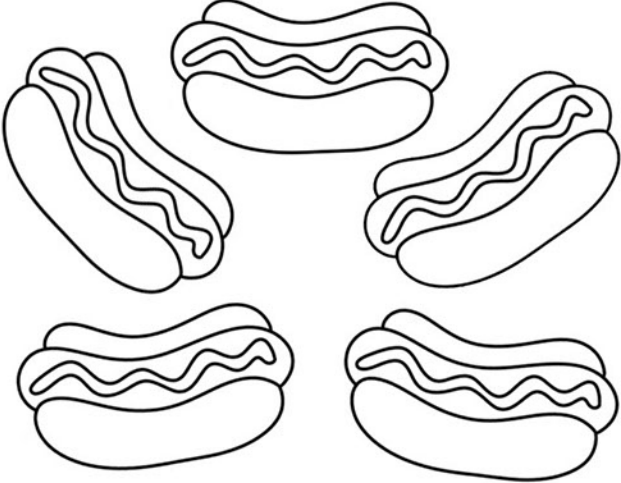


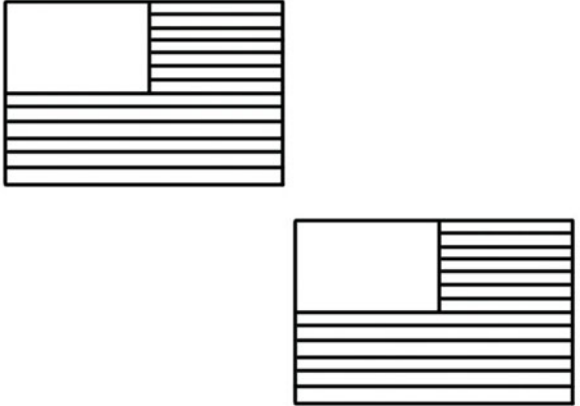
Cut on the dotted lines and paste each square to its matching letter.


E	A	M	A	C	I	R
---	---	---	---	---	---	---

Name: _____

Date: _____

Color, count, and circle the matching number.

 <p>5 7 3</p>	 <p>1 2 3</p>
 <p>5 4 6</p>	 <p>4 2 6</p>



We LOVE the USA!

Name:

Date:

F is for Fireworks!

Put one dot into each circle with the letter F.




A collection of 40 circles arranged in a grid-like pattern, each containing a single uppercase letter. The letters are: Row 1: F, C, A, G, F, T; Row 2: T, E, U, V; Row 3: U, F, B, F; Row 4: M, D, K, H, T; Row 5: Z, F, S, F; Row 6: O, K, F, Z, F; Row 7: F, F, N, G, F. In the center of the grid is a starburst shape. At the bottom center is a drawing of a firework with stars inside and a tail.


Name:

Date:

My Colorful Fireworks!

Cut on the dotted lines and paste each square to its matching color.

 blue	 red	 yellow
--	---	--



Name:


Date:

Eye Spy 10 Fireworks!

Can you find all 10? →



WE LOVE The United States!

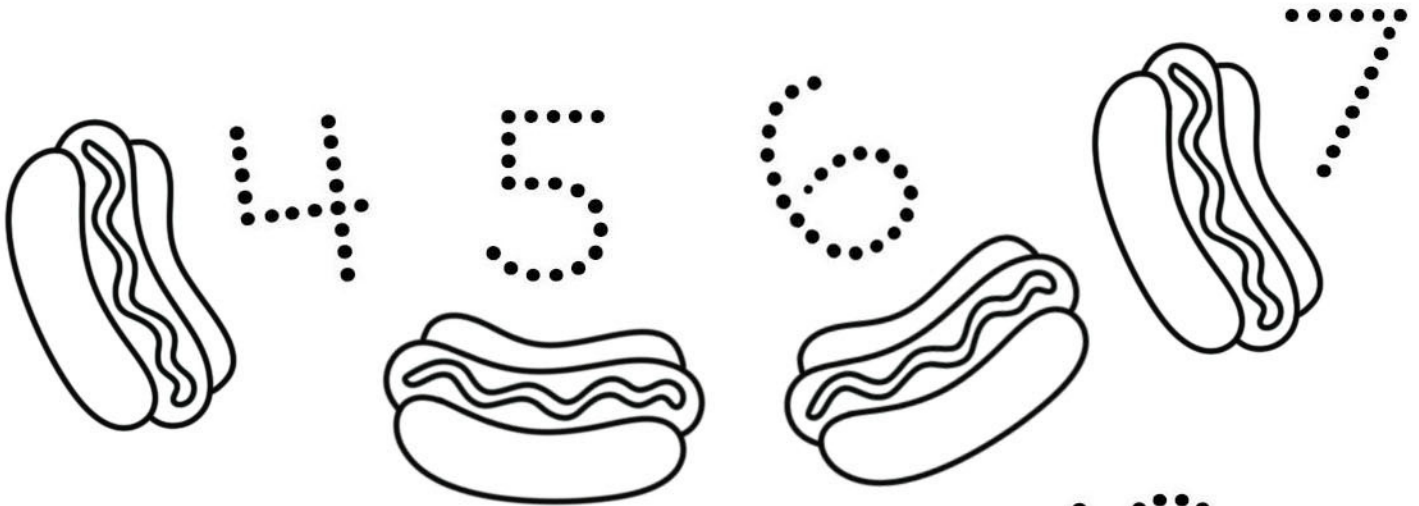



Name:

Date:

Let's Count Hotdogs!


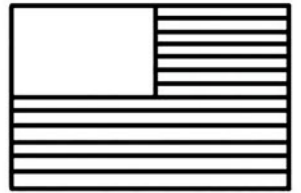
Trace the number of each hotdog.



Name:

Date:

Let's Count!



USA USA

Cut on the dotted lines and paste each number to its matching row.

1

2

3

4

5