

**Thank you for
downloading this free
activity sheet from The
Hollydog Blog.**



**Terms of Use: These materials are free for personal
and classroom use only. DO NOT sell or redistribute this
file.**

**All artwork in this download was created
by Amanda Leemis. If you have any
questions or concerns, please reach out to
amanda@thehollydogblog.com.**




Name:

Date:

Colorful Butterflies!

Cut and paste each butterfly to its matching color column.



pink





blue



orange

Cut on the dotted lines.













Name:

Date:

10 HATCHING EGGS

Trace the number in each egg.



Name:

Date:

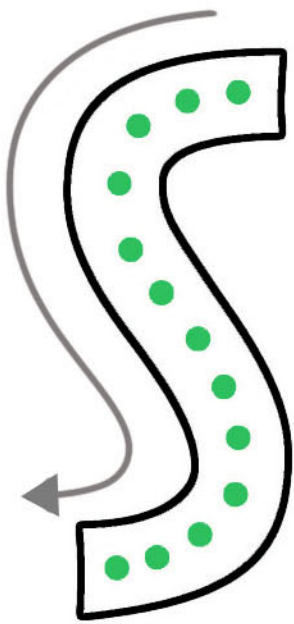
S is for Spring!

Put one dot into each circle with the letter S.

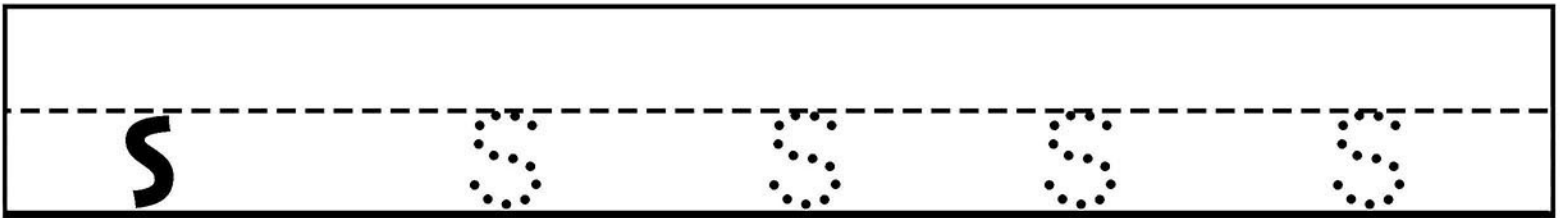
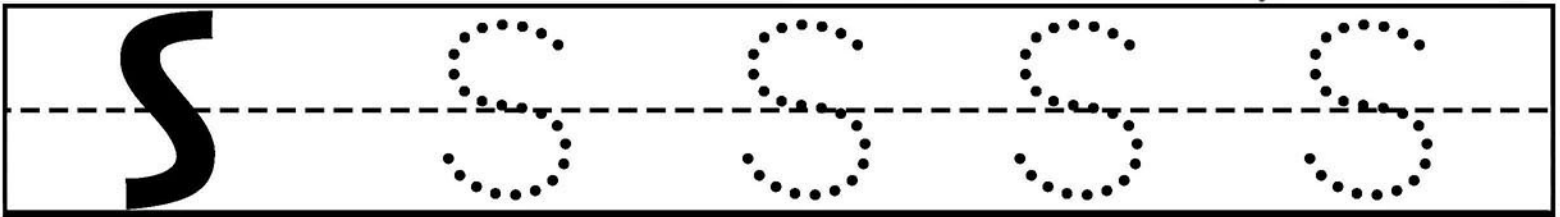


A collection of 45 circles, each containing a letter. The letters are: S, F, A, S, F, S, B, G, S, U, R, S, F, M, F, B, S, L, S, F, P, S, P, Z, O, A, S, S, X, S, E, W, F, H, S, S, T. There are also three illustrations: a blue umbrella, a rainbow with clouds, and a ladybug.

Name:


Date:



Spring



Trace it, circle it, color it.










Name:

Date:

Let's Count!

Cut on the dotted lines and glue each number to its matching row.


1

2

3

4

5



**Spring
is
here!**

Name:

Date:



Eye Spy 10 Bunnies!

Can you find all 10?



Name:

Date:



S

P

R

I

N

G

Cut on the dotted lines and paste each letter to its same partner. Color the pictures!

R

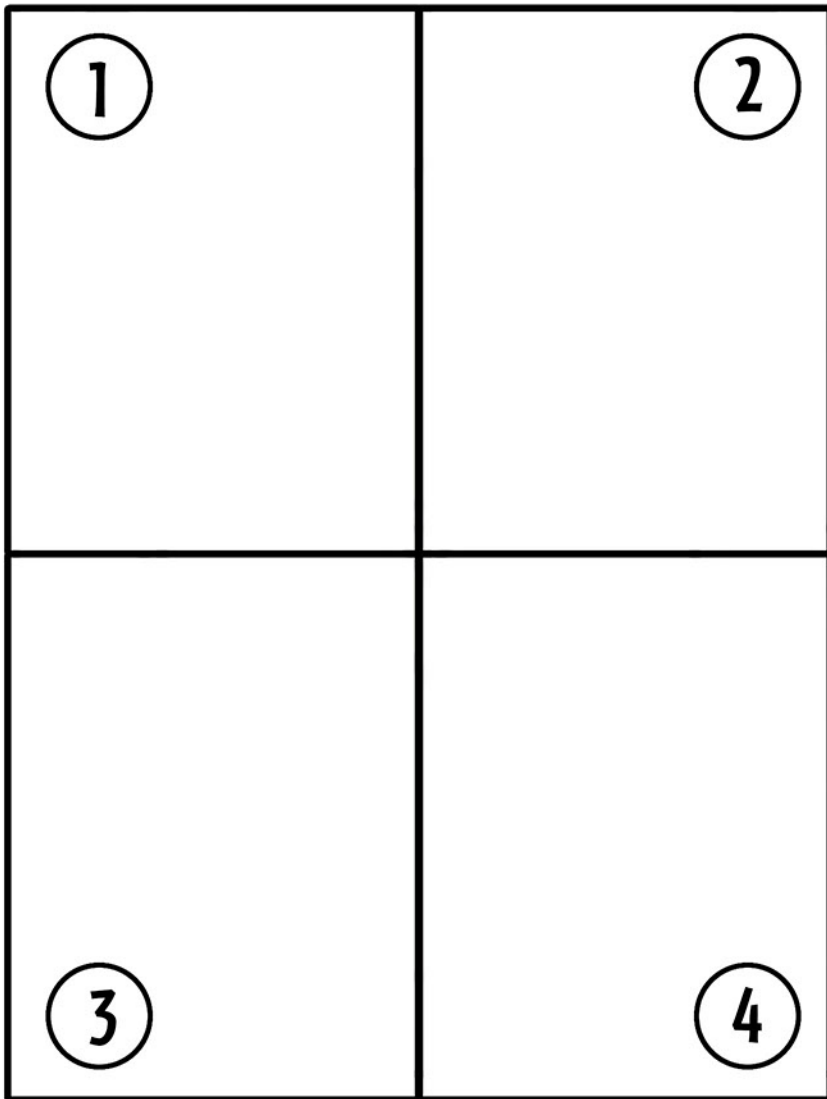
N

S

G

P

I





Who is ready for spring?

Name:


Date:



Cut out the pieces above and glue each one to its matching number.



Cut and laminate all 12 pieces of the Fall Matching Game.





Spring Matching Game!

You can play the Spring Matching Game with your friends and family.

Place all of the cards face down on the table. Each player takes a turn flipping over 2 cards at a time. Are they a match? Yes, great job! You get to keep that pair! It stays your turn until you are not able to find another match. If you did not get a match, that's ok, flip the cards back to being face down and give the other player a turn.

Whoever has the most pairs at the end of the game wins!