


**Thank you for  
downloading this free  
activity sheet from The  
Hollydog Blog.**




**Terms of Use: These materials are free for personal  
and classroom use only. DO NOT sell or redistribute this  
file.**

**All artwork in this download was created  
by Amanda Leemis. If you have any  
questions or concerns, please reach out to  
[amanda@thehollydogblog.com](mailto:amanda@thehollydogblog.com).**






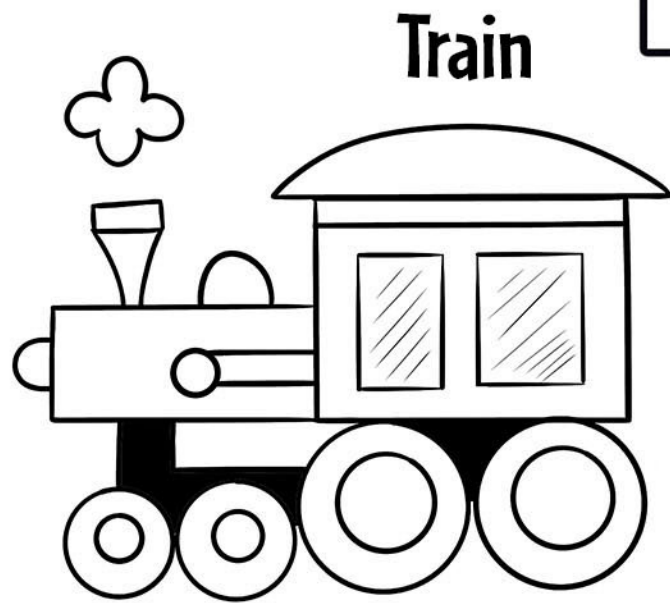
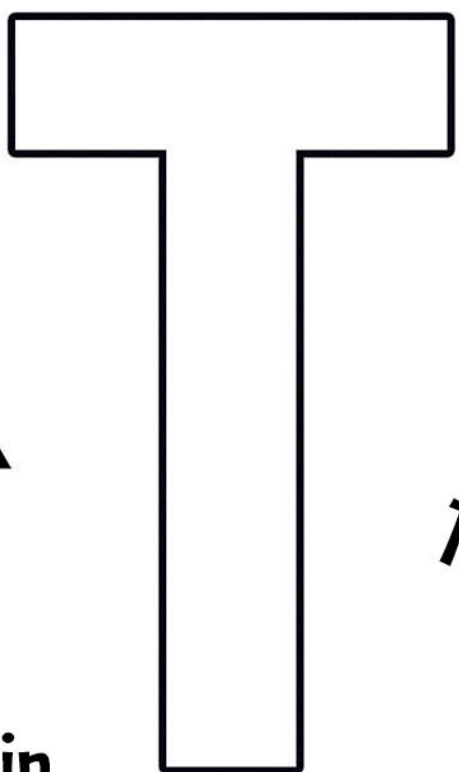
Teapot




Tree



Tent



Train




Turtle

Name:

Date:


Trace the missing letter T.




   Turtle



   Teapot



   Tent



   Tree



   Train

Name:

Date:

# Letter T

Trace, color, find.



T t R U  
a O t  
p T T L t  
t m j T B

Name:

Date:

# Letter T Sort

Cut on the dotted lines and glue each letter into its matching column.

**T**

uppercase

**t**

lowercase

**t**

**T**

**t**

**T**

**T**

**T**

**t**

**T**

**t**

**t**


Name:

Date:

# T is for Tree!

Put one dot into each circle with the letter T.

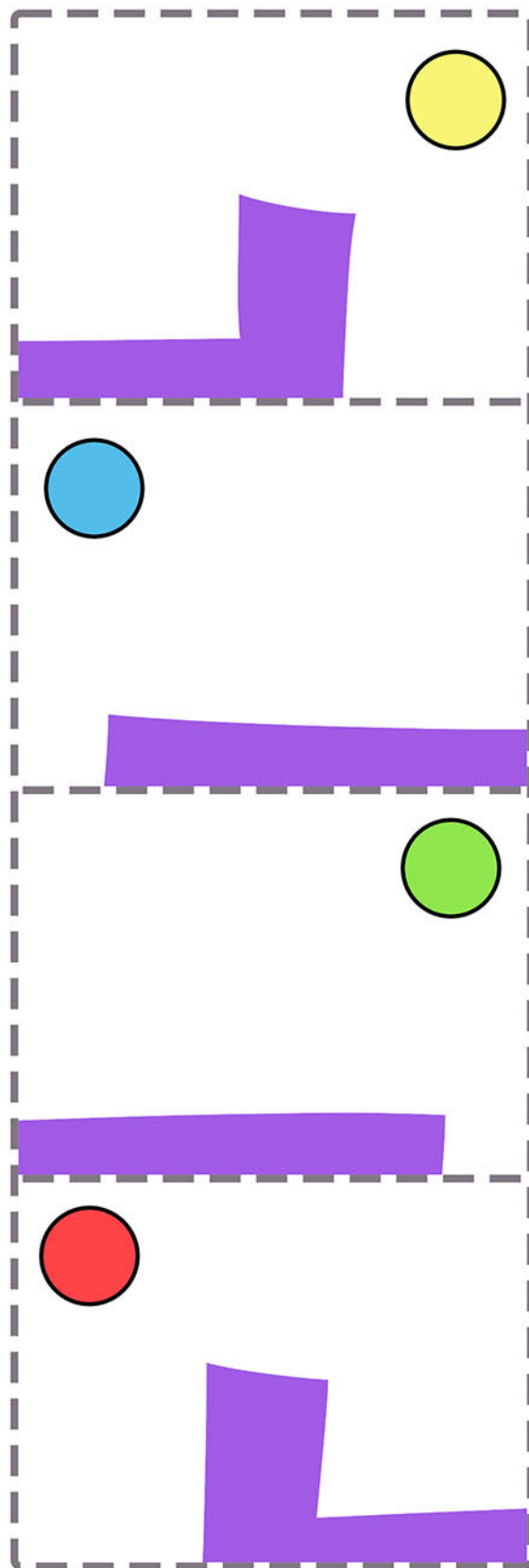
A collection of 35 circles arranged in a roughly rectangular shape, each containing a single uppercase letter. The letters are: P, T, A, N, T, T, M, T, U, Y, V, T, Z, B, U, G, T, W, K, H, T, Z, X, B, T, C, E, T, A, H, F, T, O, D. At the bottom center of the page is a simple line drawing of a tree with a trunk and a cloud-like canopy.



**What letter do  
you see?**


**Name:**

**Date:**




**Cut out the pieces above  
and glue each one to its  
matching circle of color.**

**T is for Tent.**






**T is for Train.**



# T is for Turtle!



Name:

Date:

T t

