

**Thank you for
downloading this free
activity sheet from The
Hollydog Blog.**



**Terms of Use: These materials are free for personal
and classroom use only. DO NOT sell or redistribute this
file.**

**All artwork in this download was created
by Amanda Leemis. If you have any
questions or concerns, please reach out to
amanda@thehollydogblog.com.**

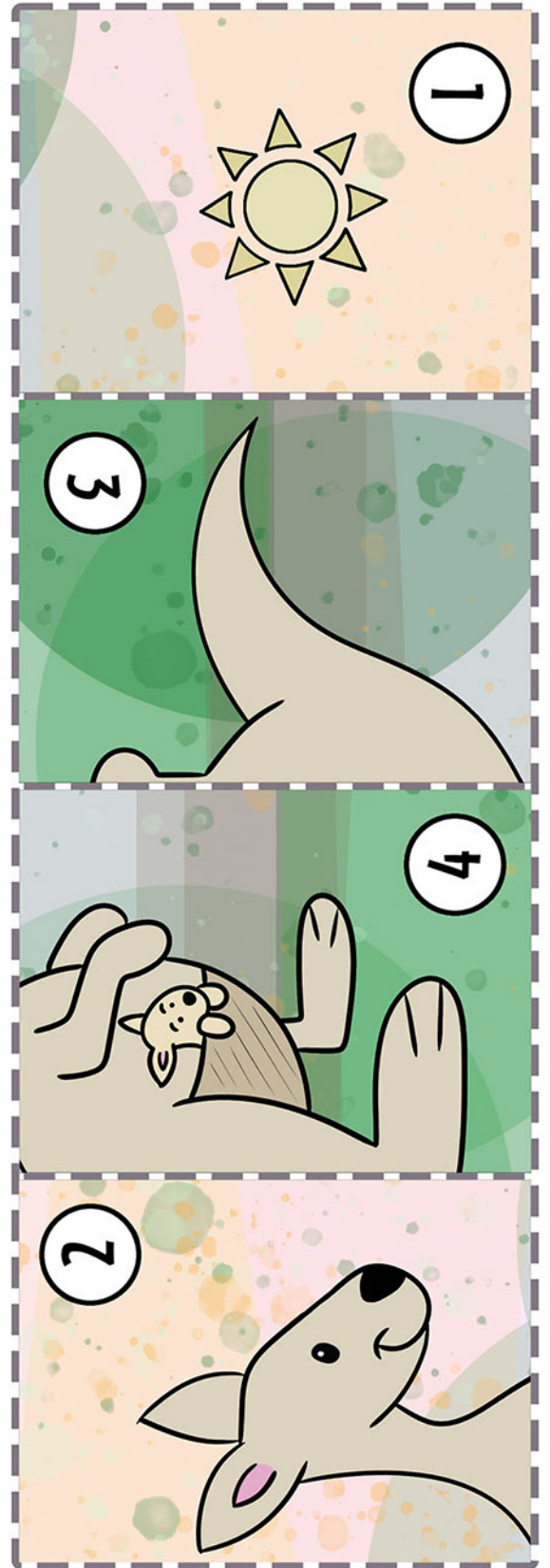


1	2
3	4

**Who is hopping
through the field?**

Name:


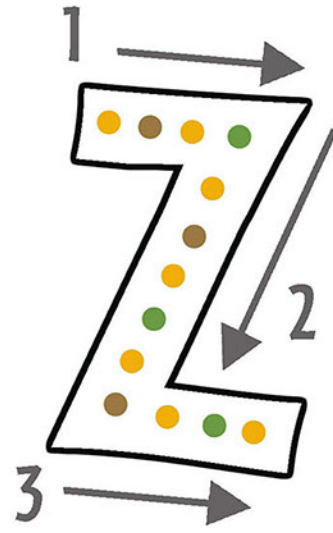
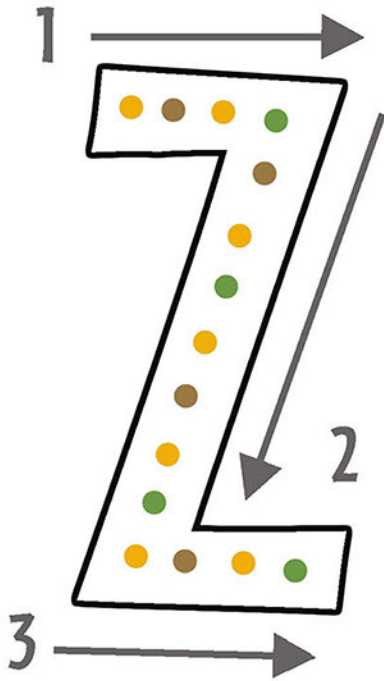
Date:



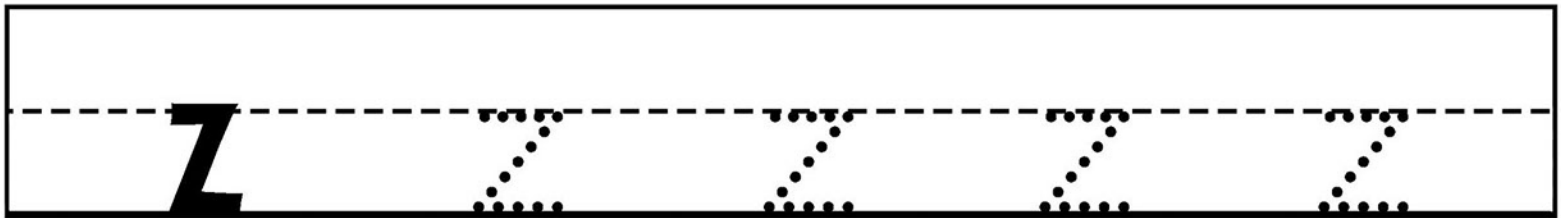
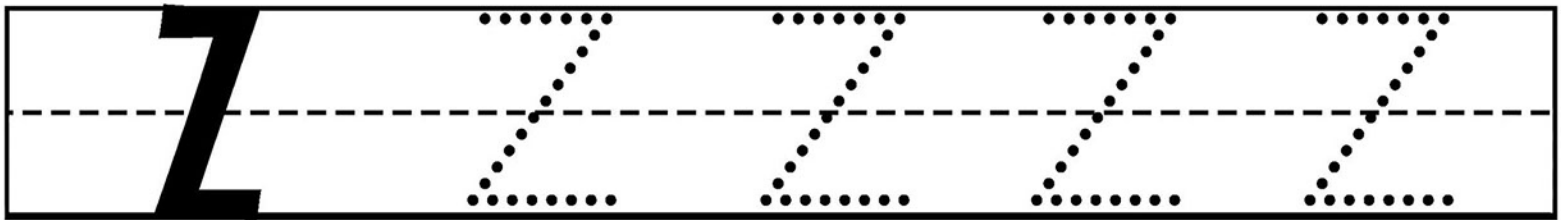
**Cut out the pieces above
and glue each one to its
matching number.**

Name:

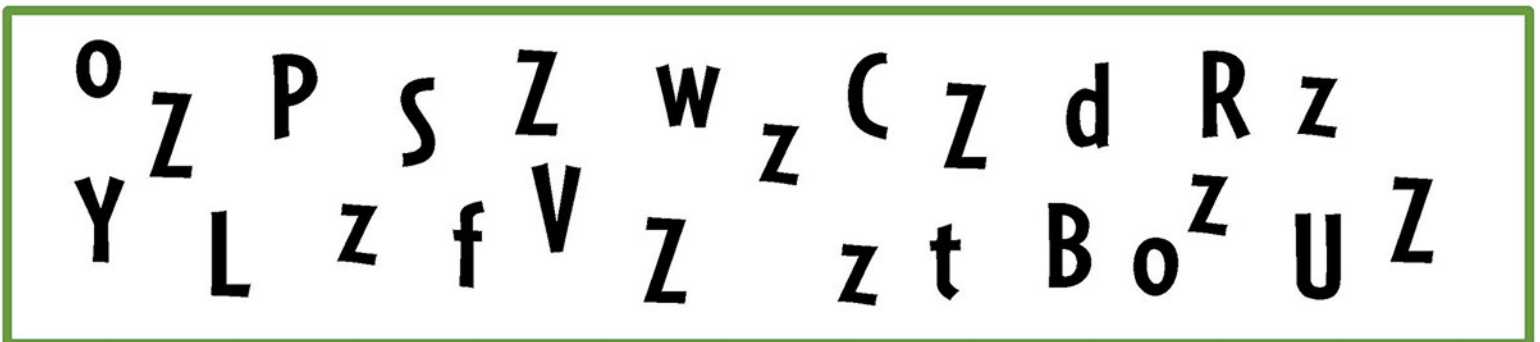
Date:



The Zoo



Trace it, circle it, color it.




Name:


Date:

Animal Shadows!

Match each animal to its shadow.



Cut on the dotted line.



Jellyfish

Penguin


yak


Name:

Date:

My favorite animal the the zoo is


Draw your favorite zoo animal.





I SEE A SHEEP AT THE PETTING ZOO!

Glue one cotton ball to each circle.




Name:

Date:

Eye Spy 10 Zebras!






Can you find all 10?



Name:

Date:

Let's Count Zoo Animals!

Cut on the dotted lines and glue each number to its matching row.

1

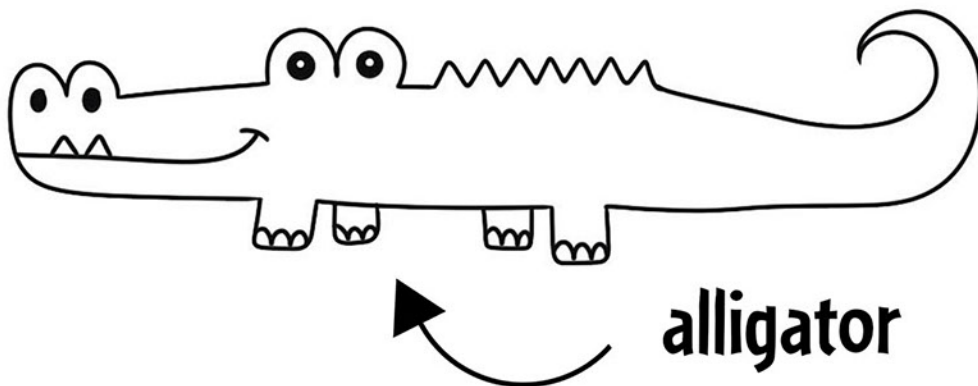




2

3

4

5

The Animals at the Zoo



Name:

Date:

Z is for Zoo!

Put one dot into each circle with the letter Z.

A collection of 35 circles, each containing a letter. The letters are: Z, E, A, Z, T, T, Z, G, U, Z, U, K, M, Z, Z, D, K, N, O, T, Z, Z, H, T, Z, X, K, Z, P, B, K, Z, F, Z, G, C. A cartoon lion is sitting in the center of the page.