
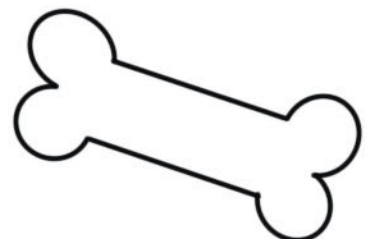
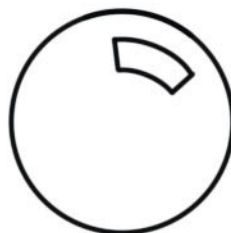


Thank you for downloading
this free printable from The
Hollydog Blog.




Terms of use: These materials are free for personal and classroom use only. Do not sell or redistribute this file.

All artwork in this printable was created by Amanda Leemis. If you have any questions or concerns, please reach out to amanda@thehollydogblog.com.



square




A square has 4 sides that are all the same length.

Name:

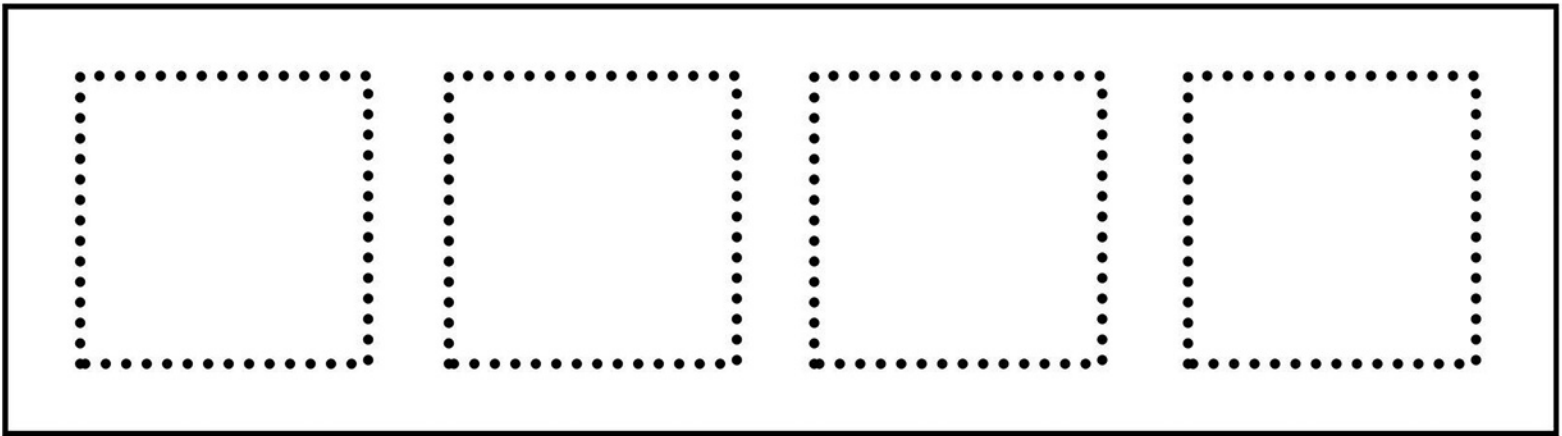
Date:

SQUARE


Color.



Trace.






Find 6 squares.



square

Trace
and
color.













Name:

Date:

Let's Count Squares!

Trace the number in each square.



BIG OR SMALL?





SORTED BY: _____




**BIG
SQUARE**




**SMALL
SQUARE**




Color the Squares



dice




present



window




treasure map




Color and Cut.



square

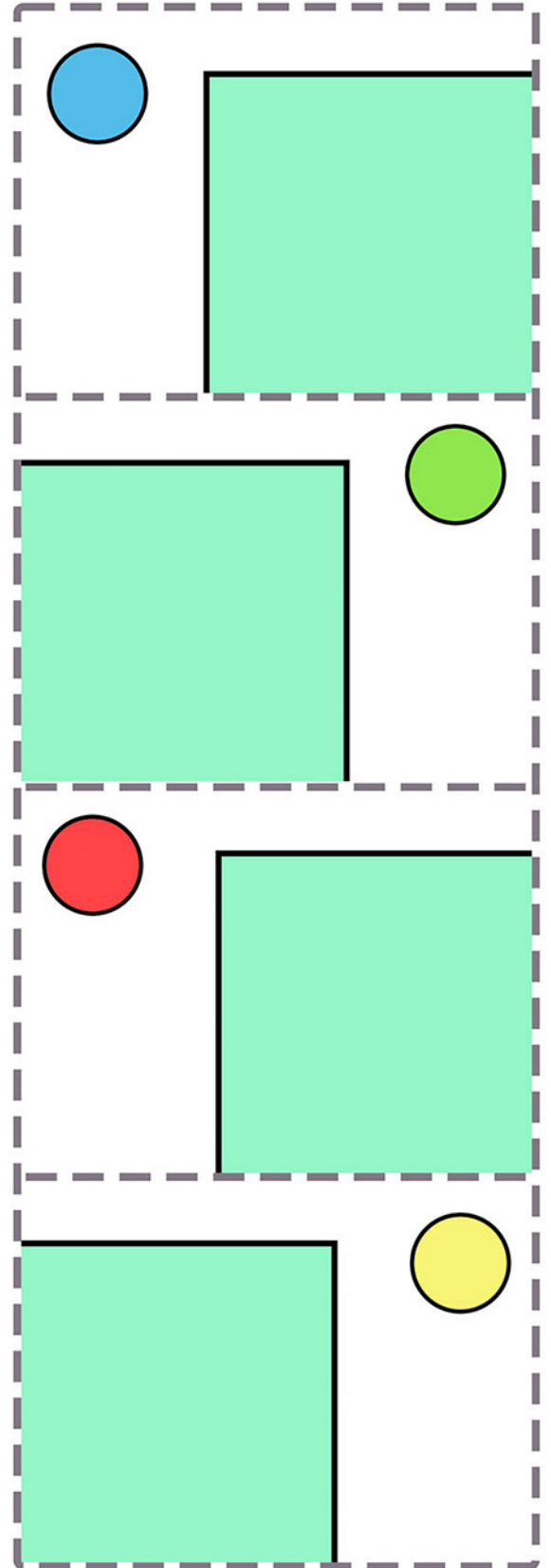




What shape do
you see?

Name:

Date:




Cut out the pieces above
and paste each one to its
matching circle of color.


Name:

Date:

pizza box



dice



Color and match.

S

Q

U

A

R

E

Cut on the dotted lines and paste each square to its matching letter.

A

U

E

Q

R

S

6 Squares Traced By:

