

**Thank you for
downloading this free
activity sheet from The
Hollydog Blog.**



**Terms of Use: These materials are free for personal
and classroom use only. DO NOT sell or redistribute this
file.**

**All artwork in this download was created
by Amanda Leemis. If you have any
questions or concerns, please reach out to
amanda@thehollydogblog.com.**


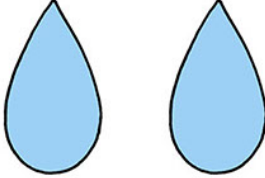







Name:

Date:

Earth Day Counting!

Cut on the dotted lines.

1	2	3	4	5
---	---	---	---	---

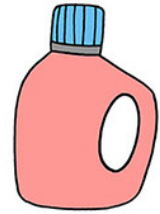
Name:

Date:



Eye Spy 10 Plastic Jugs!

Can you find all 10? →




1	2
3	4

**Who do you see sitting
beneath the tree?**

Name:

Date:



**Cut out the pieces above
and glue each one to its
matching number.**

Earth Day Scavenger Hunt!

Put a check next to each item that you find.

something green

a lightbulb

a recycling bin

a budding flower

a plastic bag

a trash can

a glass jar

a bicycle

water

a plastic bottle

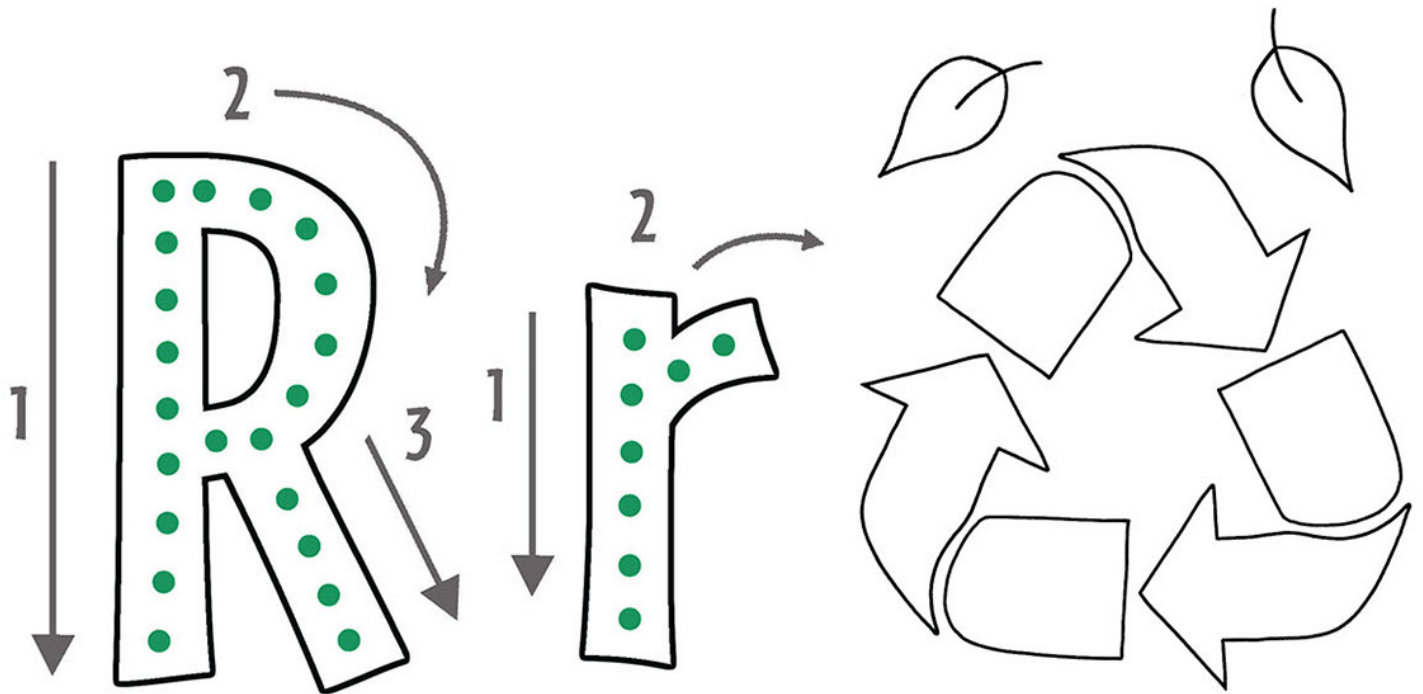
a cardboard box

an animal


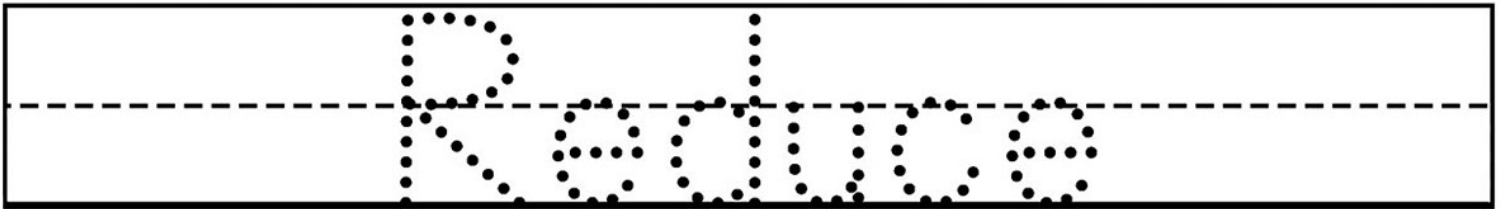
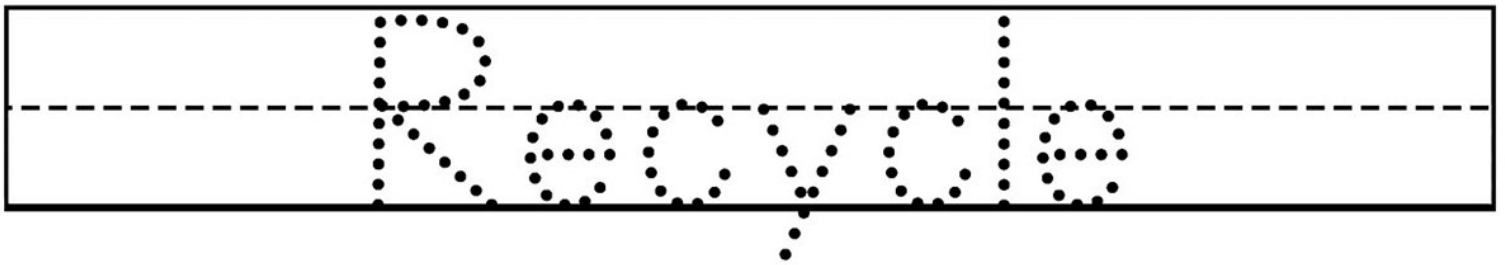



Name:

Date:



Trace and Color!





Name:

Date:

Recycle Sorting!

Cut out the images at the bottom of the page and paste each one into its matching column.

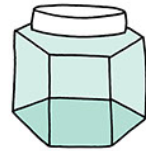
Cardboard




Plastic



Glass



Cut on the dotted line.



Name:

Date:

Smallest to Tallest!

Cut out the plants below. Paste them in order of smallest to tallest.

--	--	--	--

Cut on the dotted line.

