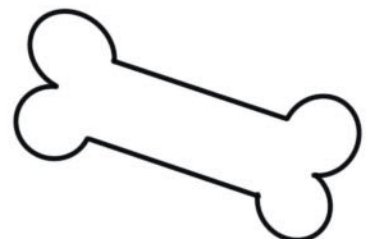


Thank you for downloading
this free printable from The
Hollydog Blog.



Terms of use: These materials are free for personal and classroom use only. Do not sell or redistribute this file.

All artwork in this printable was created by Amanda Leemis. If you have any questions or concerns, please reach out to amanda@thehollydogblog.com.



Name:


Date:

Eye Spy Watermelon!

Can you find all 10? →



WATERMELON!




Name:

Date:

W is for Watermelon!

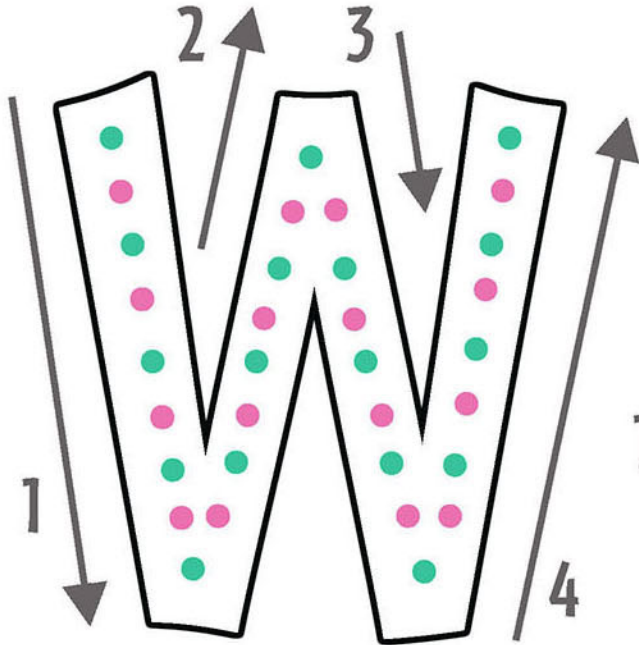
Put one dot into each circle with the letter w.

A collection of 40 circles, each containing a letter. The letters are: W, U, A, S, W, B, E, U, U, T, W, K, D, K, P, B, W, U, Z, B, W, P, W, U, W, S, W, B, W, F, U, W, B.

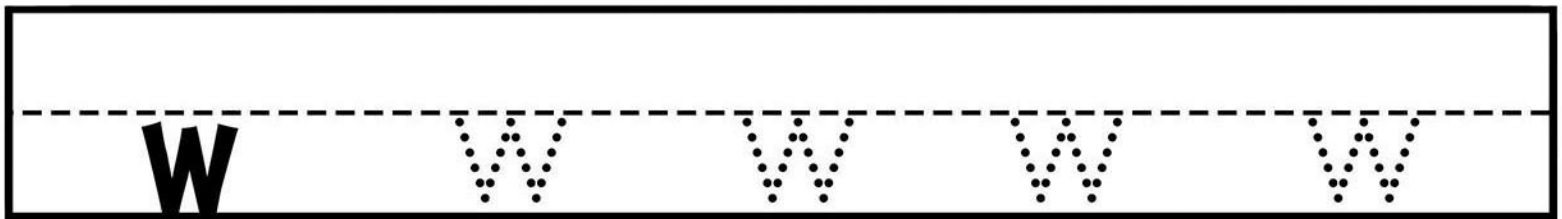
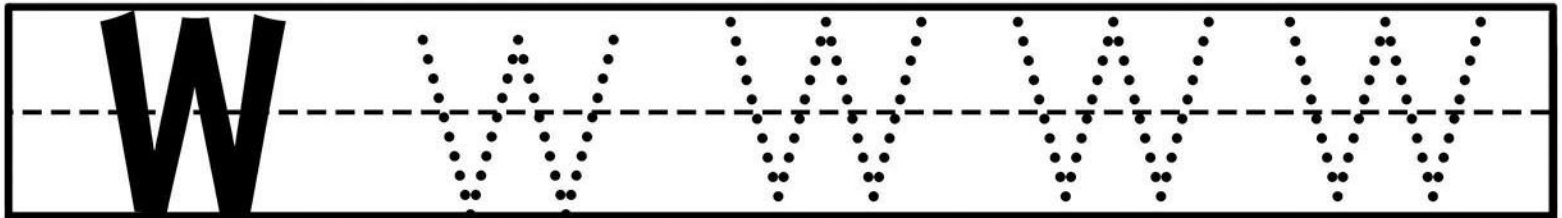

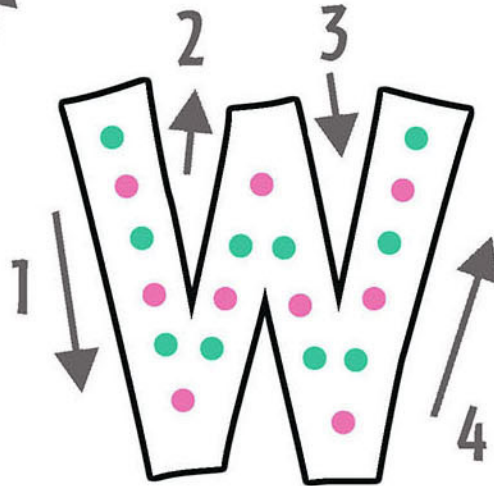


Name: _____

Date: _____



Watermelon




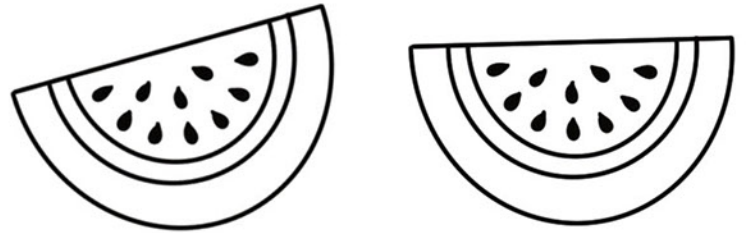

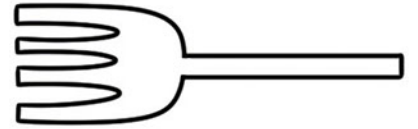
Trace it, circle it, color it.

w z W r w B W E w o W t
m W f s W i w U W A i w

Name:

Date:

Let's Count!



Cut on the dotted lines and paste each number to its matching row.

1

2

3

4


5

①	②
③	④

What tastes sweet?

Name:

Date:

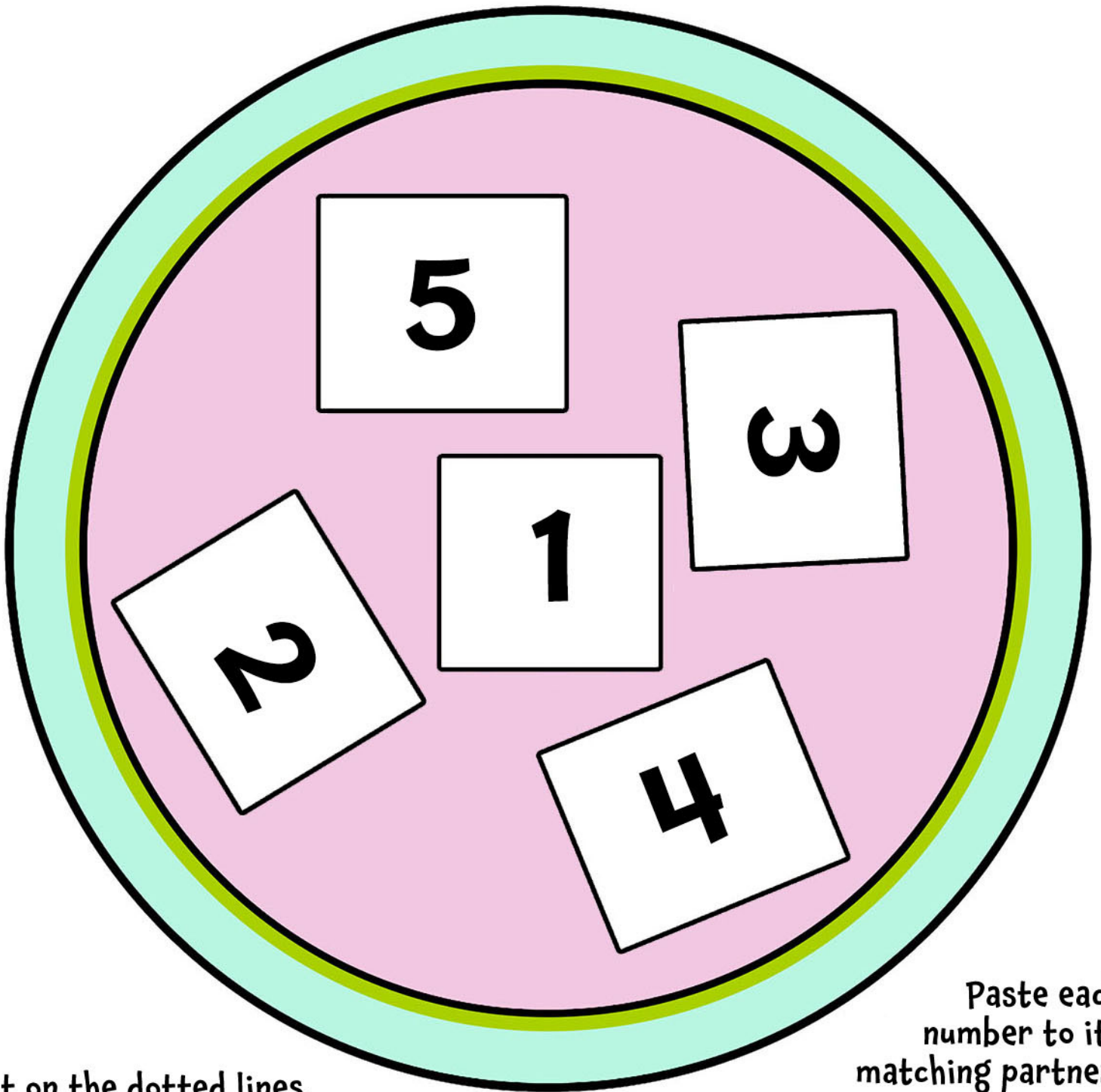


Cut out the pieces above and paste each one to its matching number.

Name:

5 Watermelon Seeds!

Date:



Cut on the dotted lines.

Paste each number to its matching partner.

1

2

3

4


5

Name:

Date:

Watermelon Shapes!


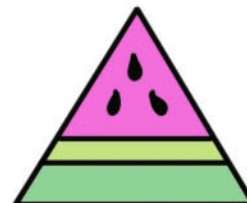

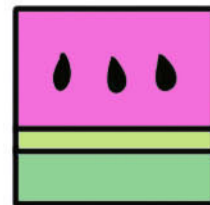
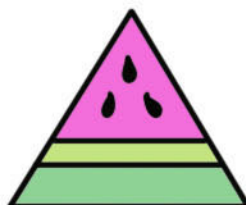

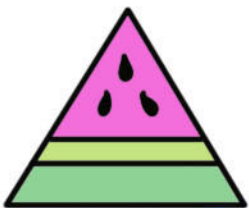
triangle



square




Cut on the dotted lines and paste each shape to its matching column.



Name:

Date:



Color and trace.

watermelon

watermelon

watermelon

A slice of watermelon, please!

